
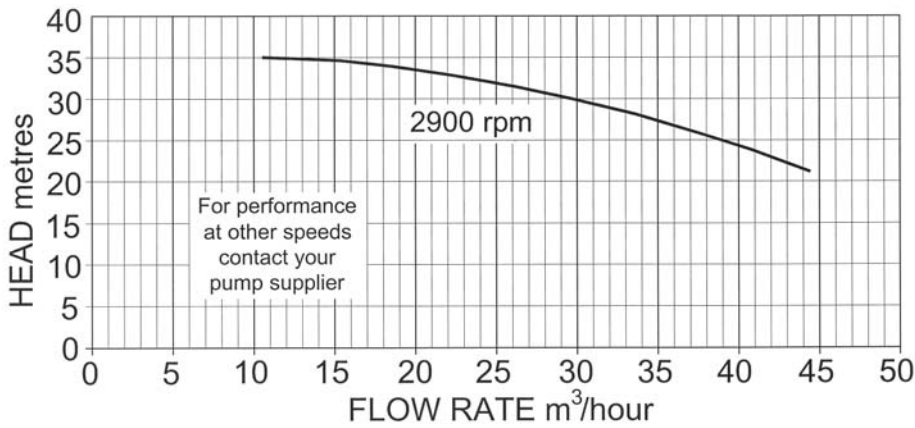


FP-series AM50DEM2T50



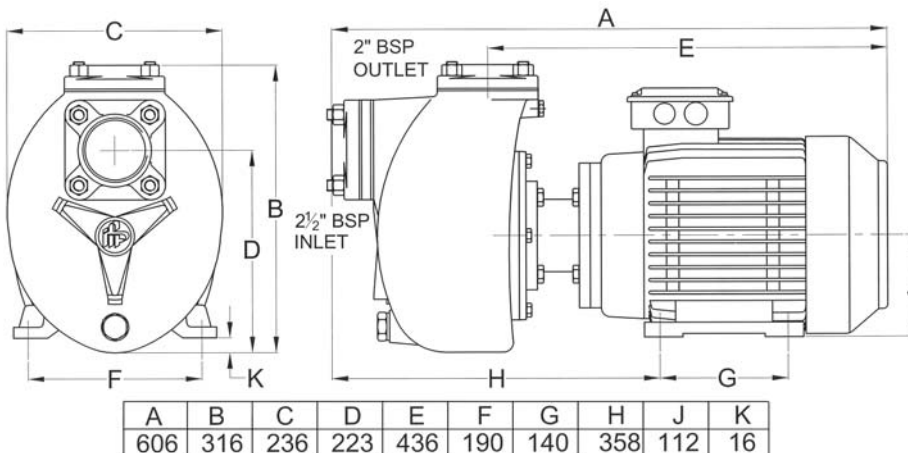
Performance

Model	Maximum flow rate			Maximum head	
	l/min	cu.m/hr	gall/min	metres	feet
AM50D EM2T50	733	44	161	35	115

Maximum power absorbed 5kW at 2900 rpm

Dimensions in mm (approx.)

Weight : 63kg



Standard a.c. motor 5.5kW 2900 rpm 400volt 3 phase 50Hz totally enclosed, fan ventilated IP55 enclosure. *Contact your pump supplier for details of alternative motors

Materials of construction

Pump casing	bronze
Impeller	bronze
Port counterflanges	bronze
Shaft	stainless steel AISI316
Motor	Aluminium
Pump head bolts	stainless steel
O-ring static seal	nitrile rubber

Pump performance and specification are subject to alteration without notice

**2" BRONZE
SELF-PRIMING
CENTRIFUGAL PUMP
with
CLOSE-COUPLED
A.C. ELECTRIC MOTOR**

- ✦ corrosion-resistant bronze body & impeller, with stainless steel shaft
- ✦ self-priming up to 4m
- ✦ carbon ceramic mechanical shaft seal

**BRONZE
PUMPS
for
SEAWATER**